

Anchor Charts for Writing
Workshop (that help address
process decisions...and other
things)

Is my book finished?

cover



1. Title
2. Date stamp
3. Fabulous illustration
4. Author and illustrator's name

side the book...




A Finished Book Has ...

- A cover page with: Title, name, illustration, + date



- Pictures and words!
on every page!



- Nice, neat handwriting!



- been reread to make sure it makes sense and has everything you want in it!

- * One topic.




Is my book finished?



1. A great illustration
2. The author/illustrator's name
3. Title
4. Date stamp

cover

Inside the book. The pages have...




Layla
 Leah
 Martin
 Morgan
 Sam
 Tymber
 Victoria

A - Finished Book



Inside the book...



Abbey
 Amanda
 Amanda Caroline
 Austin

B

Blayde

C

Cooper

D

Dylan

Lucy

Fall

Sunday	10
1	2
B	Blayde
9	Isaiah
15	16
Austin and Jared's birthday	Lea

Finished Book Chart

A Finished Book

Author's name
Cover



← title

↑ date stamp

Picture or illustration

inside the book

Finished
Book Chart



Spelling Strat

If the word is somewhere in the room go find it!



2. Stretch out the word!
Write down the letters that you hear...



3. Do you own the word? write it down
Have you seen the word before?
Do you know what the word looks like?
Close your eyes... can you see it?
Is the word you need, a chunk from another word?

How do I know when I need a peer conference?



I need a "WOW" in my writing

I'm just stuck



I have a "question"...

anything that you are wondering about in your writing



Lets "test drive" my piece

What kind of reaction will the reader give - GROSS! Funny! sad

My ideas need to be BIGGER
Ask me some questions...

Look at my pictures to make sure they match my text.



What kinds of things can make my writing Oh Lá Lá?


1. Use a repeating line:



2. Using different ways to show "time" in your book




3. Use a see-saw structure:



4. Use the days of the week: Months / seasons



5. Ask a question in your writing:



6. Use an ellipsis:



7. Playing with words:



Put "sound" in your text:



9. Use a circular text/illustrations:

10. No text - "your illustrations better tell it all":



11. Use your title in your book (in the text):



12. a repeating line that gets a twist at the end:



13. Make types of lists:



Handwritten note on a yellow sticky paper.

*Give something
Handwritten note on a yellow sticky paper.



ELKPTUR+LPAND
I AM INK PARRWDINIAM
INMSICPLVAND
SAMYNMAILYSLP
LPCOMP+ANDMBRS
NIMASNA+PLPCOMP+.

...IA IS Lesite:
...UR+LP
AND I hVAF A
BUTHER: NMPA NAT-
AND I AM IU:
MSHL CVLIANT
CLAS.

Which one can you read?
Spacing makes a HUGE
difference!

Punctuation too!

When you start a new book...



Make sure it is the smooth side of the staples.



Bumpy side of staples on the back.



Get another book to make sure it is opening the right way!



Turn smiley face towards you...



Stamp on the pad one time!



Stamp the corner of the book 1 time!



Don't change the date!



- if it
has rained



- love
Valentines



- rain shirts
- rocks
- bedspreads
walls

Write and illustrate with intention!



"I can't tell what that is about," said Ivy.
"It doesn't make me want to open the book!"

Don't lose your energy!!!!



This is home
in the
world

A drawing with the text "This is home in the world" and a wavy line below it.



Qadi-inscriber to
My and and
geni and My
and dan and
pala loves me

A drawing with the text "Qadi-inscriber to My and and geni and My and dan and pala loves me" and a decorative orange line.





- not as much color (only 2 colors)
- not as much text
- It doesn't make you go "Ahhh"

Editing Our Writing

• Did I space between my words?

I had a great time at my friend's house

I had a great time at my friend's house!

• Did I use punctuation? (at the end of sentences)

I love my cat he is so sweet he loves to lick my hand he is black and white

I love my cat. He is so sweet! He loves to lick my hand. He is black and white.

• Did I use capital letters where they are supposed to be?

~~Steve~~ Steve

I like you!

You are nice.

~~We~~ had fun. ~~i~~ will go back again!

~~i~~ like you!

~~you~~ are nice.

We had fun. I will go back again!

Editing our Illustrations

• Are your illustrations in color?



Does this look like a Tabby colored cat or a white cat? My cat is a Tabby.

* If you draw with pencil... you must go back and color it!!!!

• Are your illustrations in more than 1 color?



• Do your illustrations match your text?

Me and my sister had a great time!



• Do your illustrations look like "the real thing"?



Cats are not purple!!!!


Sometimes less ...



is more!



1



2

Sequel

Same Characters



series



series



series

● Meaningful Dedications

spout before

GLASS



A book about Tarantulas
being dedicated to Tarantulas

MY FAMILY



Mr - Mum - Mr
- FAMILY

A book about Family
dedicated to her
family

Covers that make you want to open the book!

Micah



Logan



Amyler



Jonas



TOPP



BROOKLIN



Things to think about when having a conference with a friend...



• Listen by looking at the book while the author is reading.

• Think about the "Is My Book Fit chart!" Does it have everything?

• Wow cover?




• Does it sound like a book?

• Is the book about 1 idea?

• Does the book go together?


This does not go with the rest of the book!!

Family Angels



• Have they spent at least 5 days on the book?





NO NO

Would this page go in a book about cats?

2

2

"I'm not afraid of my words!"



your name	your word	conventional spelling
Porter	homs	homes
Becca	Novr	November
A ^r den	KnI	carnival
Megan	aver	over
Megan	be kaz	because
Megan	favit	favorite
Brooke	pite	pretty
Dalton	chafic	traffic